

2024 Campus Climate Survey Report

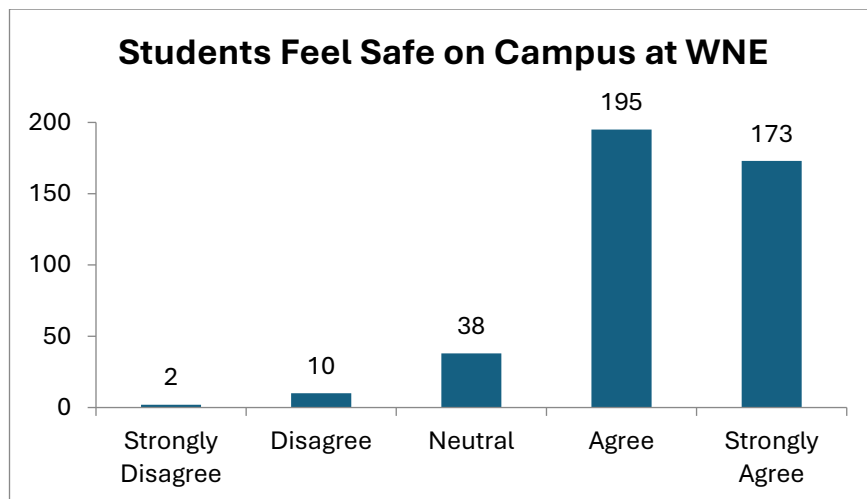
Introduction

The 2024 Campus Climate survey consists of the free model questions provided to college and universities by the Massachusetts Department of Higher Education. This survey was administered between 4/24/24 and 5/1/24 to all Western New England University students.

A total of 462 students began the survey and approximately 237 students completed the survey. The survey consisted of eighteen modules representing a total of 484 questions. A summary of responses is presented below.

Health and Safety

88% of the students who responded to the Campus Climate Survey (368 out of 418 students) agreed or strongly agreed that they feel safe on campus.



Students were asked about their health – both mental health and overall health.
How much of the time during the past 4 weeks have you...

| | Never | Sometimes | A Few Times | Most of the Time | Always |
|--|-------|-----------|-------------|------------------|--------|
| Felt calm and peaceful? | 5% | 28% | 30% | 33% | 5% |
| Been a very nervous person? | 8% | 22% | 35% | 25% | 10% |
| Felt so down in the dumps that nothing could cheer you up? | 35% | 30% | 21% | 11% | 3% |
| Felt down-hearted and blue? | 27% | 38% | 22% | 10% | 3% |
| Been a happy person? | 2% | 11% | 22% | 55% | 11% |

Of the 418 students that responded to the question asking them to rate their overall health, 88% felt that their health was excellent, above average, or average.

Sexual Harassment and Stalking

Of approximately 260 responses, 73% of students indicated that they have not perceived some type of harassment behavior at least once by another student, while 27% of students indicated that they have perceived some type of harassment behavior at least once.

23% of students reported having experienced or were currently experiencing stalking behaviors of some kind. 67% said that the stalking happened on campus, and 33% said that the behavior happened off campus.

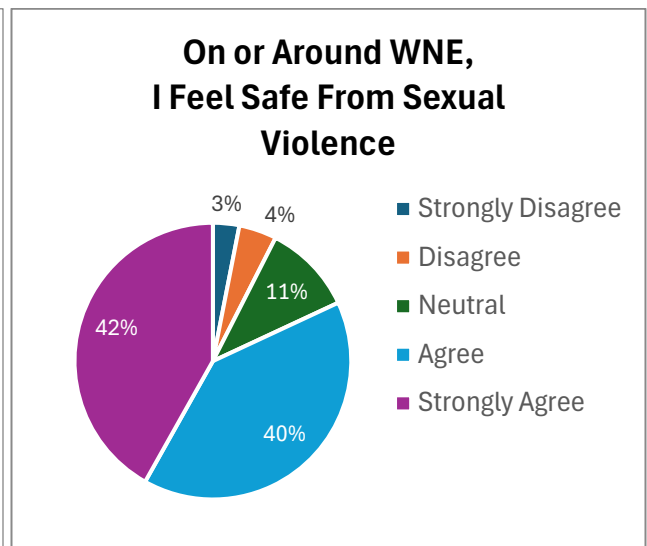
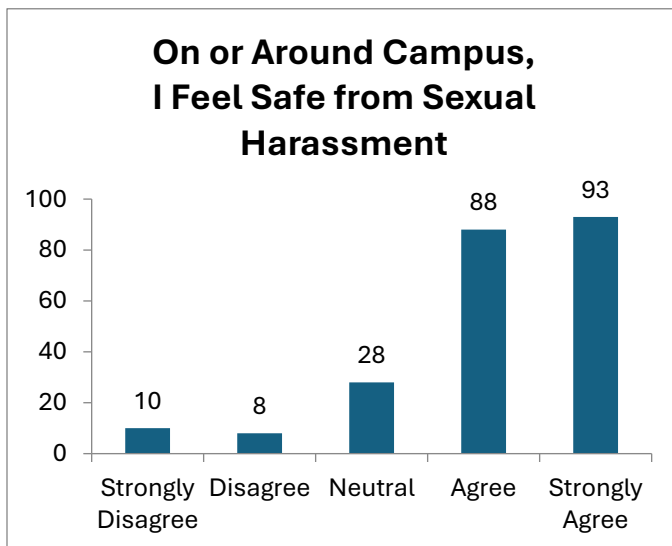
Dating Violence and Sexual Violence

7% of students reported having experienced or were currently experiencing dating violence.

Students were asked the following questions about feeling safe from sexual harassment, dating violence, sexual violence, and stalking. There were approximately 227 responses.

| | Strongly Disagree | Disagree | Neutral | Agree | Strongly Agree |
|---|-------------------|----------|---------|-------|----------------|
| On or around this campus, I feel safe from sexual harassment. | 4% | 4% | 12% | 39% | 41% |
| On or around this campus, I feel safe from dating violence. | 3% | 2% | 12% | 39% | 44% |
| On or around this campus, I feel safe from sexual violence. | 3% | 4% | 11% | 40% | 42% |
| On or around this campus, I feel safe from stalking. | 4% | 4% | 15% | 39% | 38% |

Approximately 80% of students agreed or strongly agreed about feeling safe from sexual harassment. About 83% of students agreed or strongly agreed about feeling safe from dating violence, while about 82% agreed or strongly agreed about feeling safe from sexual violence.



Consent

The majority of WNE students understood consent, yet there is a need for more education on consent. For example, 6% of respondents strongly disagreed, disagreed, or were neutral when asked if “consent must be given at each stage of a sexual encounter”, while 8% of respondents were neutral or strongly agreed to the statement “if you and your sexual partner are both drunk, you don’t have to worry about consent”.

| | Strongly Disagree | Disagree | Neutral | Agree | Strongly Agree |
|---|-------------------|----------|---------|-------|----------------|
| Consent must be given at each step in a sexual encounter. | 3% | 0% | 3% | 13% | 81% |
| If a person initiates sex, but during foreplay says they no longer want to, the person has not given consent to continue. | 7% | 0% | 3% | 11% | 79% |
| If a person doesn't physically resist sex, they have given consent. | 71% | 18% | 8% | 1% | 2% |
| Consent for sex one time is consent for future sex. | 85% | 10% | 4% | 1% | 1% |
| If you and your sexual partner are both drunk, you don't have to worry about consent. | 74% | 18% | 7% | 0% | 1% |
| Mixed signals can sometimes mean consent. | 74% | 15% | 7% | 2% | 2% |
| If someone invites you to their place, they are giving consent for sex. | 86% | 9% | 4% | 0% | 1% |

Bystander Intervention

33% of students don't know where to go to get information, support and help on campus, if they or a friend experienced sexual misconduct.

37% of students don't know where to go to make a report of sexual misconduct.

| | Never | Rarely | Sometimes | Most of the Time | Always | N/A |
|---|-------|--------|-----------|------------------|--------|-----|
| Walked a friend who has had too much to drink or is very high home from a party, bar, or other social event. | 23% | 7% | 19% | 7% | 22% | 21% |
| Talked to the friends of a drunk or high person to make sure they don't leave him/her/them behind at a party, bar, or other social event. | 22% | 6% | 20% | 8% | 22% | 23% |
| Spoke up against sexist jokes. | 21% | 17% | 20% | 13% | 14% | 15% |
| Tried to distract someone who was trying to take a drunk or high person to another room or trying to get them to do something sexual. | 33% | 6% | 6% | 6% | 12% | 36% |
| Ask someone who looks very upset at a party if they are okay or need help. | 20% | 8% | 17% | 13% | 21% | 21% |
| Intervene with a friend who was being physically abusive to another person. | 28% | 5% | 6% | 8% | 18% | 35% |